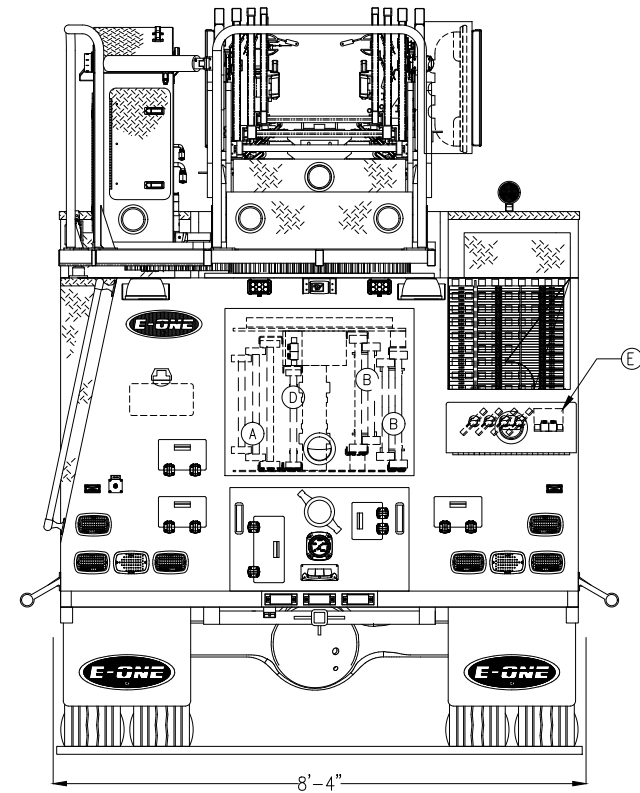


# CREEDMOOR V.F.D. CREEDMOOR, NC

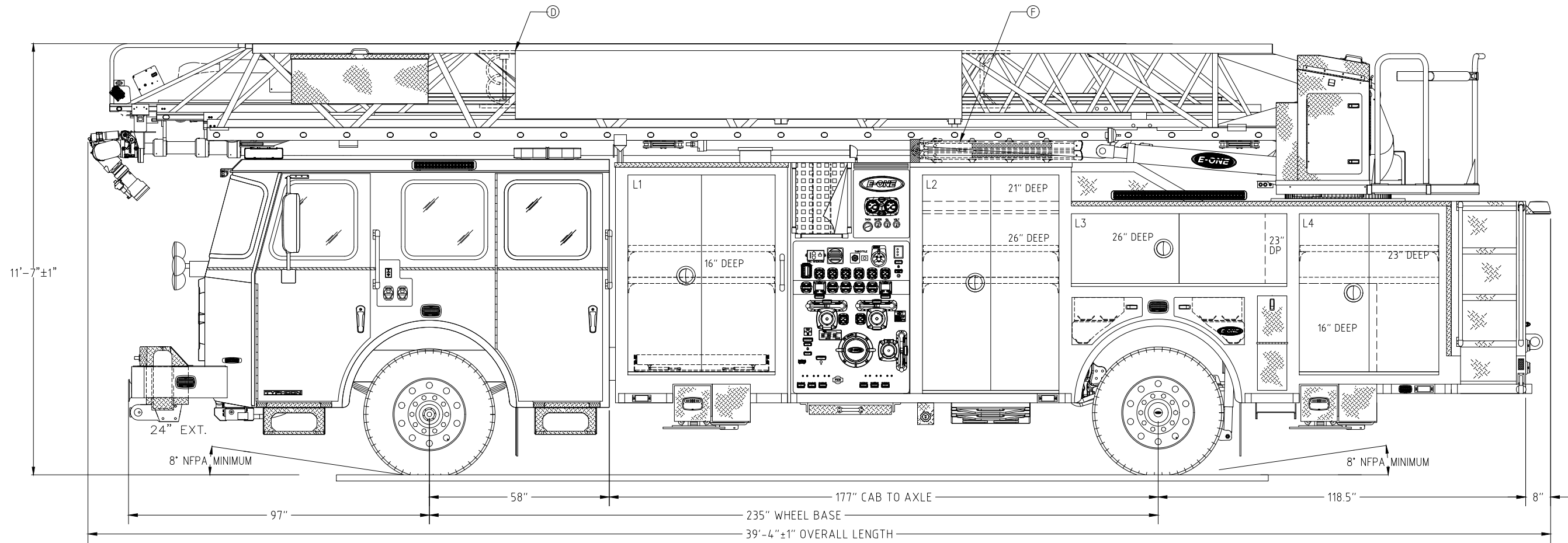
S.O.143945/Q100008  
AERIAL BODY W/ SIDE STACKER HOSEBED  
E-ONE TYPHOON CHASSIS  
HR100 LADDER

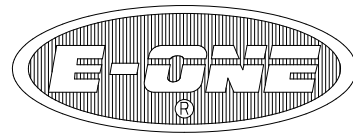
1500 GPM HALE DSD PUMP 300 GALLON WATER TANK		HOSE LOAD: 500' OF 5.00" LDH 300' OF 2.50" DJ	
COMPT.	OPENING	INTERIOR DIMENSION	
L1	47W 63H	47W 35H 11D	UPPER
R1	47W 63H	47W 28.5H 16D	LOWER
L2/R2	44W 69H	33W 63H NOTED	UPPER
L3	69W 23H	14W 63H NOTED	LOWER
R3	25W 24H	44W 10H 21D	UPPER
L4	45W 51H	44W 59H 26D	LOWER
R4	40W 27H	45W 23H 23D	UPPER
OS1	14W 63H	45W 28H NOTED	LOWER
GROUND LADDERS			
ITEM	LADDER LENGTH	MODEL NUMBER	QTY
A	35' 3-SECT.	1225-A 35	1
B	28' 2-SECT.	1200-28	2
C	16' ROOF	875-DR 16	1
D	14' ROOF	775-A 14	1
E	10' FOLDING	585-A 10	1
F	LITTLE GIANT	MODEL-17	1



THIS DRAWING IS FOR REFERENCE PURPOSES. ALL DIMENSIONS ARE SUBJECT TO MINOR VARIATIONS DUE TO MANUFACTURING PROCESSES.

DEALER APPROVAL \_\_\_\_\_ DATE \_\_\_\_\_  AS IS  
CUSTOMER APPROVAL \_\_\_\_\_ DATE \_\_\_\_\_  WITH REVISIONS





# CREEDMOOR V.F.D. CREEDMOOR, NC

S.O.143945/Q100008  
AERIAL BODY W/ SIDE STACKER HOSEBED  
E-ONE TYPHOON CHASSIS  
HR100 LADDER

THIS DRAWING IS FOR REFERENCE PURPOSES. ALL DIMENSIONS ARE SUBJECT TO MINOR VARIATIONS DUE TO MANUFACTURING PROCESSES.

DEALER APPROVAL _____	DATE _____	<input type="checkbox"/> AS IS
CUSTOMER APPROVAL _____	DATE _____	<input type="checkbox"/> WITH REVISIONS

