



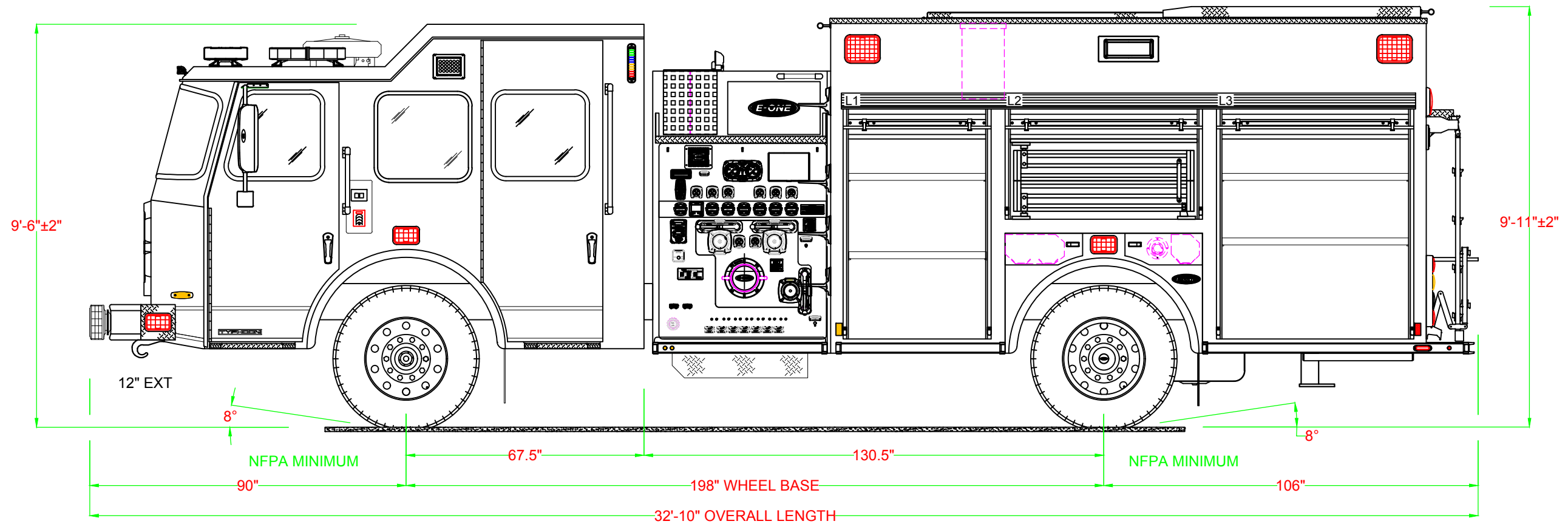
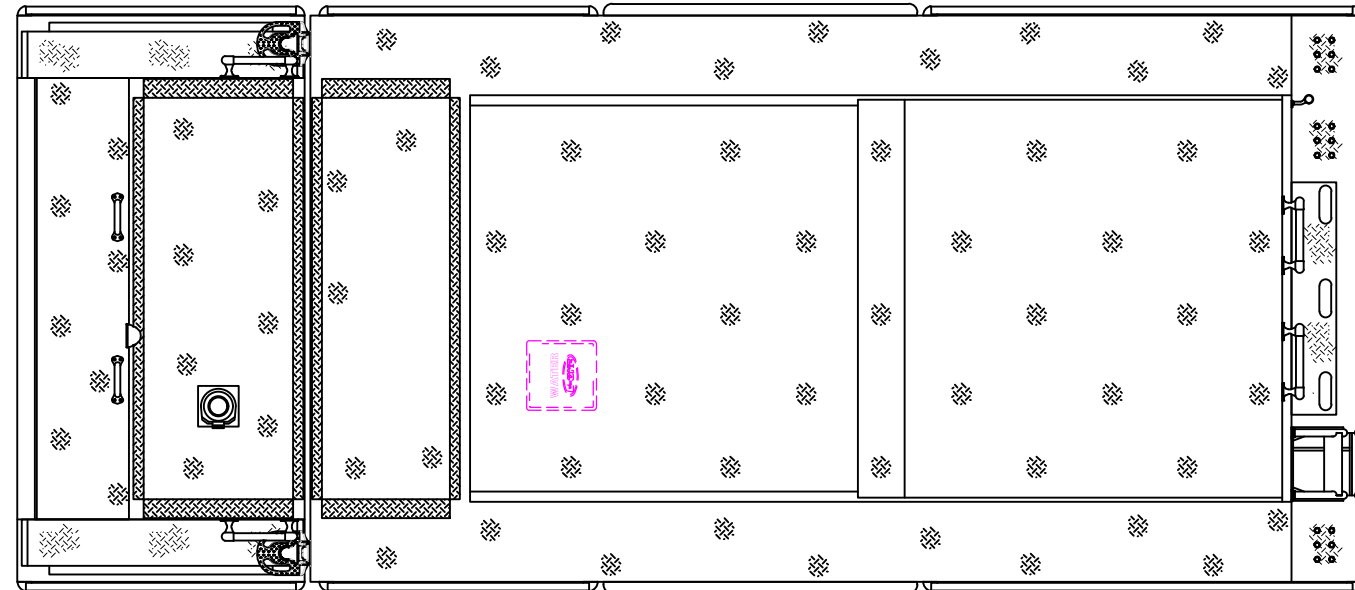
**PUPPY CREEK**  
**RAEFORD, NC**  
*S.O.144764 / 098350*  
**PUMPER**  
**TYPHOON 4X2 CHASSIS**

1500 GPM HALE QMAX PUMP		HOSE LOAD:	
1030 GALLON WATER TANK		200' OF 2.50" DJ	
		1000' OF 5.00" LDH	
		250' OF 3.00" DJ	
COMPT.	OPENING	INTERIOR DIMENSION	
L1	40W 59H	42W 3H 12D UPPER	
		42W 56H 26D LOWER	
R1	40W 59H	42W 3H 12D UPPER	
		42W 56H 26D LOWER	
L2	54W 25H	56W 3H 12D UPPER	
		56W 22H 26D LOWER	
R2	54W 25H	56W 3H 12D UPPER	
		56W 22H 26D LOWER	
L3	54W 59H	56W 3H 12D UPPER	
		56W 56H 26D LOWER	
R3	54W 59H	56W 3H 12D UPPER	
		56W 56H 26D LOWER	
B1	36W 48H	38W 2H 13D UPPER	
		38W 46H 27D LOWER	

THIS DRAWING IS FOR REFERENCE PURPOSES. ALL DIMENSIONS ARE SUBJECT TO MINOR VARIATIONS DUE TO MANUFACTURING PROCESSES.

(FOR INTERNAL SALES PURPOSES ONLY)

DEALER APPROVAL \_\_\_\_\_ DATE \_\_\_\_\_  AS IS  
 CUSTOMER APPROVAL \_\_\_\_\_ DATE \_\_\_\_\_  WITH REVISIONS



APMK	C2	PT	2021-07-14	APMK
DRAWN BY	REV	DESCRIPTION	DATE	APPROVED
		APPROVAL REVISIONS		SHEET 1 OF 2

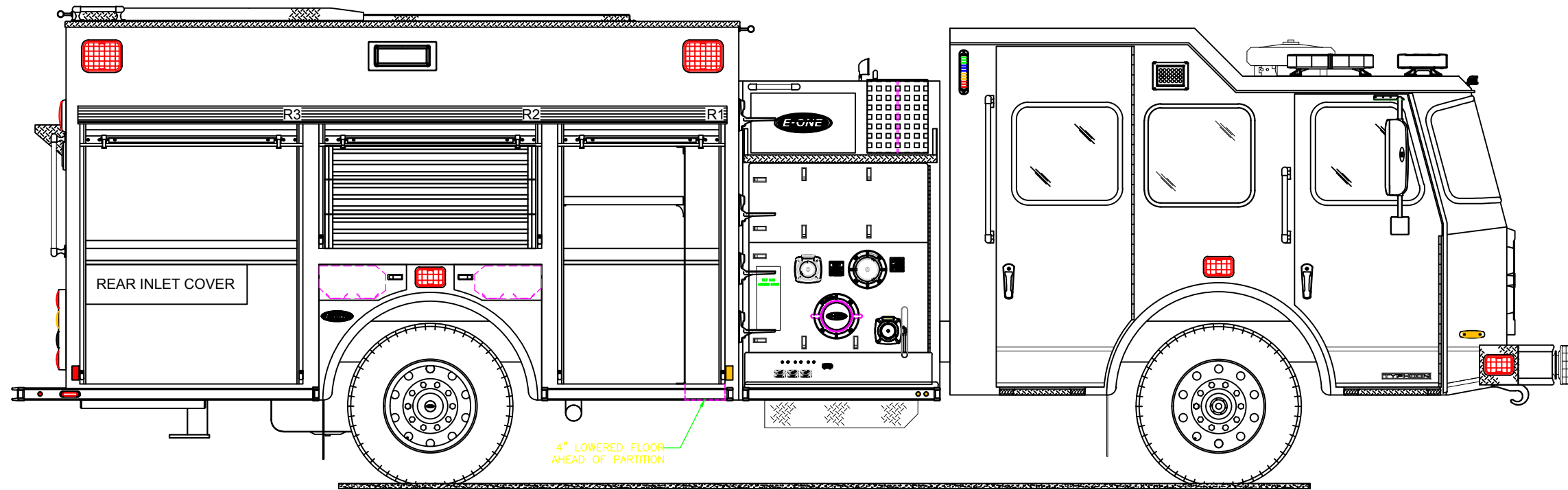

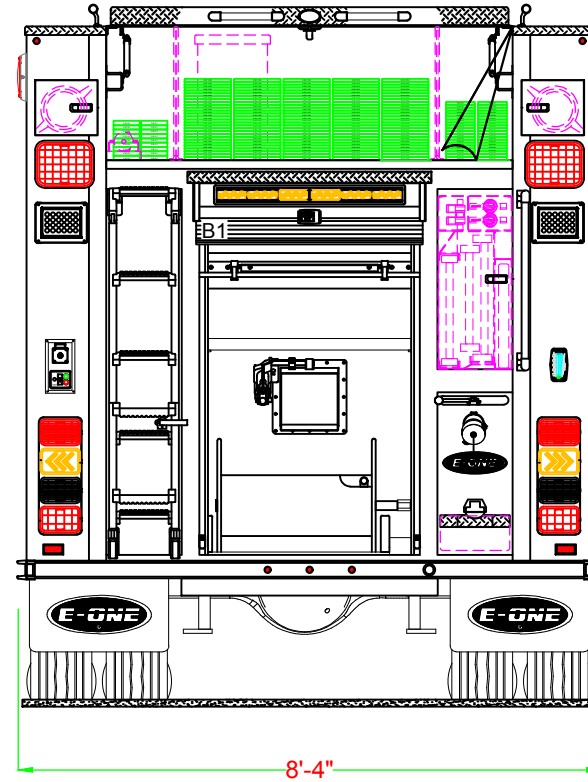


**PUPPY CREEK**  
**RAEFORD, NC**  
*S.O.144764 / O98350*  
**PUMPER**  
**TYPHOON 4X2 CHASSIS**

THIS DRAWING IS FOR REFERENCE PURPOSES. ALL DIMENSIONS ARE SUBJECT TO MINOR VARIATIONS DUE TO MANUFACTURING PROCESSES.  
 (FOR INTERNAL SALES PURPOSES ONLY)

DEALER APPROVAL \_\_\_\_\_ DATE \_\_\_\_\_  AS IS  
 CUSTOMER APPROVAL \_\_\_\_\_ DATE \_\_\_\_\_  WITH REVISIONS

HOSEBED HEIGHT:  
 (FOR REFERENCE ONLY)  
 TO TAILBOARD: 69"  
 TO GROUND: 93±2"



APR	C2	REV	DESCRIPTION	DATE	APPROVED
			APPROVAL REVISIONS		