

# COOLEEMEE FIRE DEPARTMENT

## COOLEEMEE, NC

S.O.145679/Q101511

### PUMPER

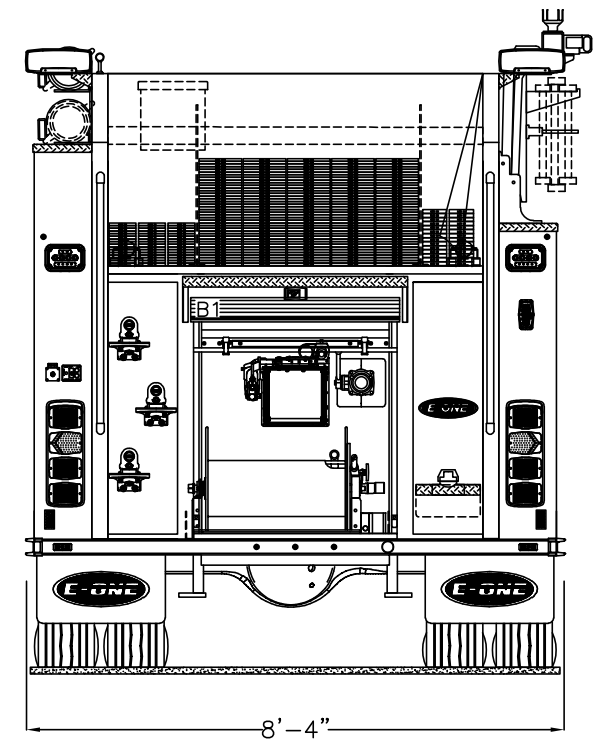
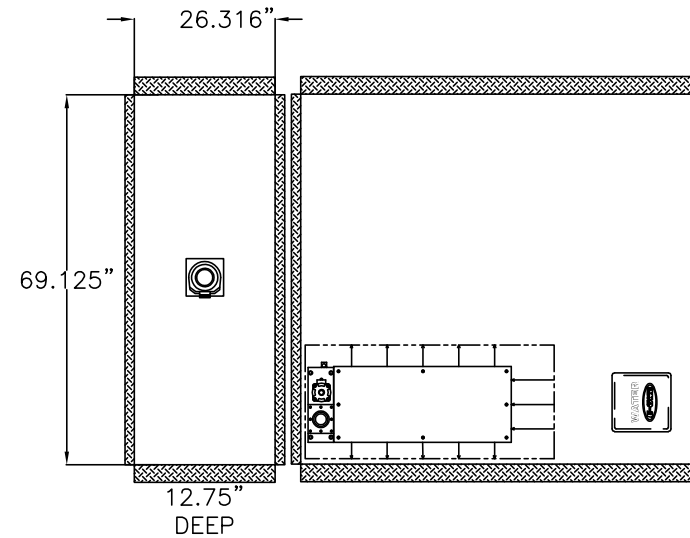
### TYPHOON 4X2 CHASSIS

1500 GPM HALE QMAX PUMP		HOSE LOAD:	
1030 GALLON WATER TANK		200' OF 3.00" DJ	
		1000' OF 5.00" LDH	
		200' OF 2.50" DJ	
COMPT.	OPENING	INTERIOR DIMENSION	
L1	40W 59H	42W 25H 12D	UPPER
		42W 30H 26D	LOWER
L2	54W 25H	56W 34H	12D
L3	54W 59H	56W 25H 12D	UPPER
		56W 30H 26D	LOWER
R1	40W 45H	42W 15H 12D	UPPER
		42W 30H 26D	LOWER
R2	56W 20H	56W 20H	12D
R3	54W 45H	56W 15H 12D	UPPER
		56W 30H 26D	LOWER
B1	36W 34H	23W 43H	26D

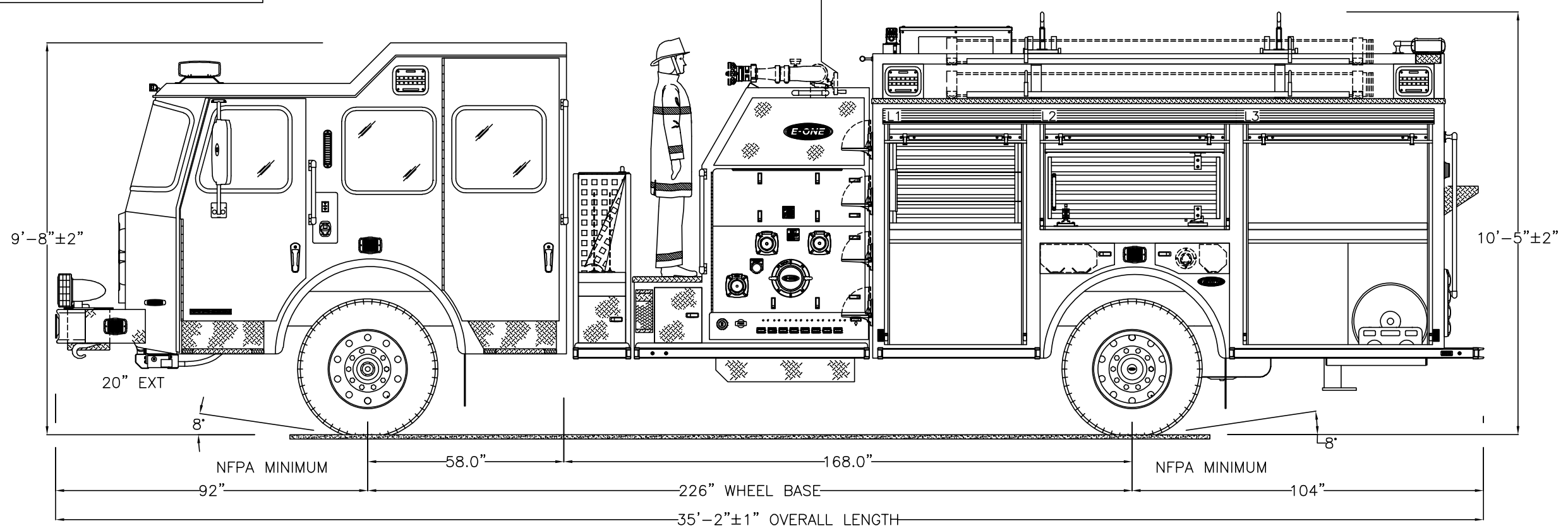
THIS DRAWING IS FOR REFERENCE PURPOSES. ALL DIMENSIONS ARE SUBJECT TO MINOR VARIATIONS DUE TO MANUFACTURING PROCESSES.

This print is the property of E-ONE, Inc. and is loaned to you subject to return on demand, unless otherwise agreed to in writing by E-ONE, Inc. Its contents are confidential and must not be copied or submitted to third parties for use or examination.


Dealer Installed  
Akron Apollo 3433



HOSEBED HEIGHT:  
(FOR REFERENCE ONLY)  
TO TAILBOARD: 51"  
TO GROUND: 75"



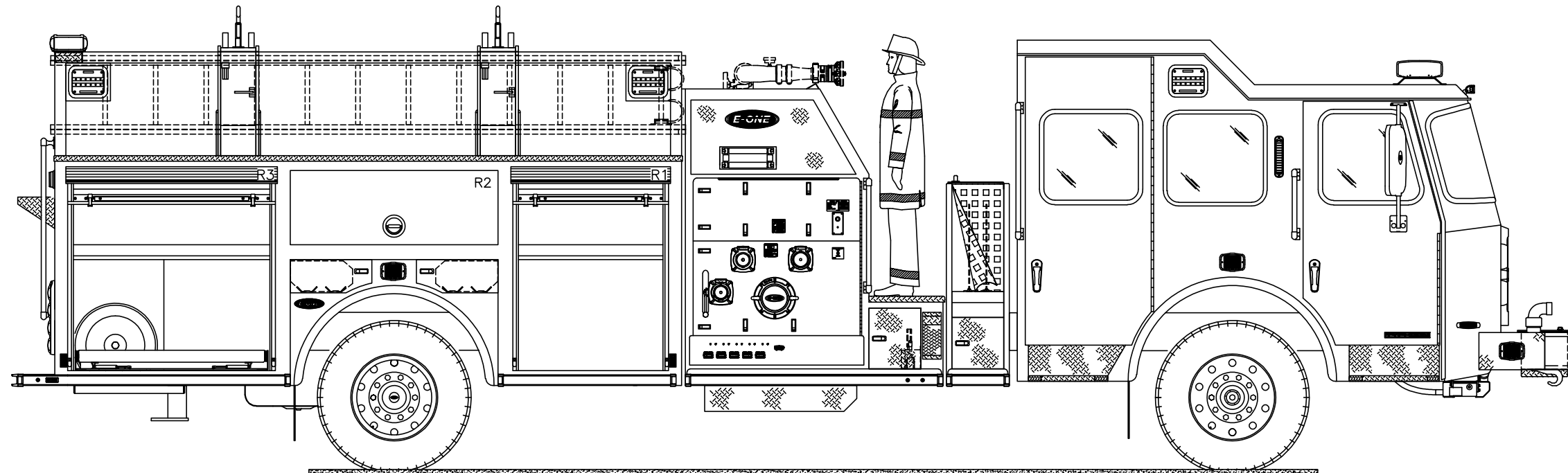

DRAWN BY	REV	DESCRIPTION	DATE	APPROVED
		APPROVAL REVISIONS		



**COOLEEMEE FIRE DEPARTMENT**  
**COOLEEMEE, NC**  
*S.O.145679/Q101511*  
**PUMPER**  
**TYPHOON 4X2 CHASSIS**

THIS DRAWING IS FOR REFERENCE PURPOSES. ALL DIMENSIONS ARE SUBJECT TO MINOR VARIATIONS DUE TO MANUFACTURING PROCESSES.

This print is the property of E-ONE, Inc. and is loaned to you subject to return on demand, unless otherwise agreed to in writing by E-ONE, Inc. Its contents are confidential and must not be copied or submitted to third parties for use or examination.



DRAWN BY	REV	DESCRIPTION	DATE	APPROVED